





# County of Alameda FINAL BUDGET 2015-2016



Through the support and shared vision of New Beginnings, Alameda County Arts Commission's 100 Families program partnered with Alameda County Library to conduct family art making workshops at Library locations in all five Supervisorial Districts. Images celebrate the diversity of Alameda County and feature local residents making art and reading books. Four phrases are included: "Growing Readers and Learners," "Supporting Youth and Families," "Inspiring Creative Communities," and "Connecting through Creative Expression" translated into Chinese, Hindi, Spanish, Vietnamese, Korean, Punjabi and Tagalog.

## Adopted by the Board of Supervisors

**BUDGET SUMMARY**

The Budget Summary provides an overview of the appropriations and revenues contained in the County of Alameda Fiscal Year (FY) 2015-16 Final Budget.

**BUDGET APPROPRIATION**

The FY 2015-16 Final Budget includes appropriations of \$2.7 billion. The Budget is divided into program areas for reporting purposes: Public Assistance, Health Care, Public Protection, and General Government. Other uses of funds include Capital Projects; Public Ways and Facilities; Non-Program Expenditures; Contingency and Reserves; and Cultural, Recreation, and Education.

Program Area	Appropriation (in millions)	Percent of Total
Public Assistance	\$752.4	27.4%
Health Care	\$646.0	23.5%
Public Protection	\$639.5	23.3%
General Government	\$224.3	8.2%
Capital Projects	\$196.7	7.2%
Non-Program Expenditures	\$104.8	3.8%
Public Ways & Facilities	\$98.0	3.6%
Contingency & Reserves	\$49.6	1.8%
Cultural, Recreation & Education	\$32.8	1.2%
<b>Total</b>	<b>\$2,744.2</b>	<b>100.0%</b>

**BUDGET REVENUE**

The County Budget is financed by revenues from State, federal, and local governments; revenues from property and other taxes; charges for services; fines, forfeitures, and penalties; interest from investments; and other revenues. For all funds, the FY 2015-16 revenue totals \$2.7 billion. The General Fund totals \$2.4 billion and supports most County programs. Revenues from other government agencies represent 54% of the total financing for all funds and 59% of the General Fund. Thus, the County is subject to severe cutbacks when State and/or federal governments cut funding for programs.

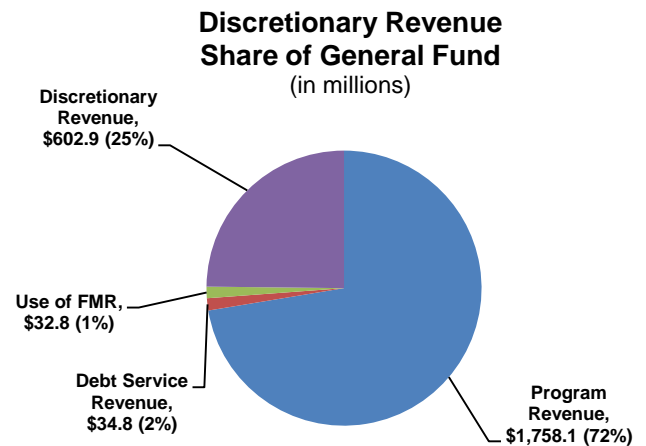
One area of continued focus for Alameda County is implementation of the federal Affordable Care Act (ACA). Enrollment in Medi-Cal based on ACA has exceeded initial estimates and is now projected to be one third of the State population. Continuing problems with automated enrollment and renewal systems significantly compromise the flow of funding for services. Other concerns include low provider reimbursement rates and service exclusions under Medi-Cal. The County is advocating for sufficient State, federal and local resources for the enrollment of newly Medi-Cal eligible people, the transition of existing

recipients to new programs, the retention of enrollees, and adequate health care for all residents of Alameda County.

The following table shows financing by source for the FY 2015-16 Final Budget:

	Revenue (in millions)	Percent of Total
State, Federal & Local Government Aid	\$1,485.5	54.1%
Property Taxes	\$371.0	13.5%
Charges for Services	\$307.9	11.2%
Other Financing Sources	\$180.3	6.6%
Other Revenues	\$116.2	4.2%
Fines, Forfeitures & Penalties	\$101.1	3.7%
Other Taxes	\$97.9	3.6%
Available Fund Balance	\$64.4	2.3%
Licenses, Permits & Franchises	\$10.0	0.4%
Use of Money & Property	\$9.9	0.4%
<b>Total</b>	<b>\$2,744.2</b>	<b>100.0%</b>

Only 25% of General Fund revenue, or \$602.9 million, is discretionary revenue that the Board of Supervisors has the authority to allocate to meet County needs. Most of this discretionary revenue is used to fund the County's mandated share of costs for the programs that receive federal and State funding.

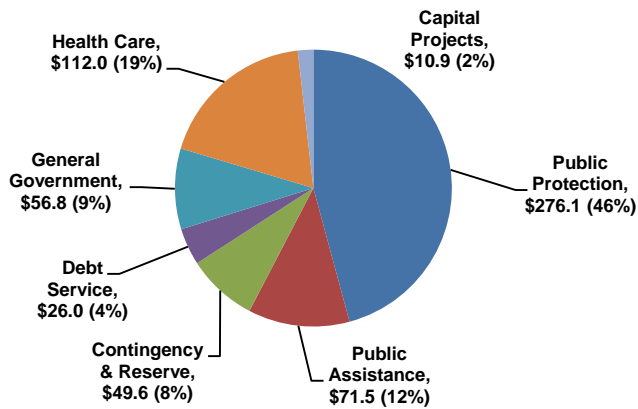


**Total General Fund: \$2,428.6 million**

The major sources of discretionary revenues are the County's share of property taxes and Educational Revenue Augmentation Fund (ERAF) revenue. ERAF revenue is State funding that partially offsets the shift in Vehicle License Fee and sales tax revenue from local jurisdictions to the State. Other discretionary revenue includes interest on investments and sales and use taxes.

The allocation of discretionary revenue to program areas is shown on the following chart:

**Use of Discretionary Revenue by Program Area**  
(in millions)



**Total Discretionary Revenue: \$602.9 million**

**BUDGET BALANCING**

The Final Budget is balanced and closes a \$65.1 million funding gap (the difference between projected expenses and revenue) through a combination of program reductions, revenue increases, and one-time strategies.

**PROGRAM HIGHLIGHTS**

Appropriations within the four major County program areas and a description of the services provided by each program area are shown below. Net County Costs are funded through the allocation of discretionary revenue.

Health Care Services Agency	
Appropriations	\$676,658,492
Revenue	\$554,207,737
Net County Cost	\$122,450,755
Funded FTEs	1,521.83

The total Health Care appropriation above includes Emergency Medical Services, Vector Control, and Measure A programs.

**Health Care Services Agency Programs**

**Agency Administration** manages the County Medically Indigent Services Plan, school health services, Measure A Health Care Services Tax programs, the Interagency Children’s Policy Council, the contract with Alameda Health System, and Emergency Medical Services, which has been transferred from the Public Health Department.

**Behavioral Health Care Services** provides alcohol, drug and mental health services, including psychiatric emergency treatment, inpatient care, outpatient/day treatment, case management, and conservatorship

services. Behavioral Health also provides mental health services to eligible Medi-Cal beneficiaries and administers Proposition 63 Mental Health Services Act programs.

**Environmental Health** inspects health care and food-related businesses for compliance with State laws, monitors disposal of medical and hazardous waste, and manages the Vector Control Program.

The **Public Health Department** provides a range of community health, disease detection and prevention, and health education programs.

Public Assistance	
Appropriations	\$752,447,235
Revenue	\$680,960,844
Net County Cost	\$71,486,391
Funded FTEs	2,613.58

**Public Assistance Programs**

The **Social Services Agency** manages Adult, Aging and Medi-Cal Services, Children and Family Services, and Workforce and Benefits Administration programs.

**Adult, Aging and Medi-Cal Services** provides Adult Protective Services, Public Guardian-Conservator services, In-Home Supportive Services (IHSS) and Medi-Cal, manages the Area Agency on Aging and Veterans Services, and serves as Public Administrator.

**Children and Family Services** provides emergency response, shelter, and care to children who are suspected of being abused or neglected. The department also provides family reunification, permanent placement, and foster care program services.

**Workforce and Benefits Administration** determines eligibility for assistance programs and provides economic aid, employment assistance, and support services to individuals and families.

The **Department of Child Support Services** establishes paternity and child support orders, and collects child and spousal support payments.

Public Protection	
Appropriations	\$639,545,169
Revenue	\$355,449,499
Net County Cost	\$284,095,670
Funded FTEs	2,684.82

**Public Protection Programs**

The **District Attorney** prosecutes criminal violations within the County, provides various services for crime victims and witnesses, and supports the Grand Jury.

The **Probation Department** provides supervision and rehabilitative services to juvenile and adult criminal offenders, and operates the County’s Juvenile Justice Center and juvenile camp.

The **Public Defender** provides legal defense services for indigent persons accused of crimes.

The **Sheriff** operates the County jails, crime labs and animal shelter, and provides law enforcement services in the unincorporated areas and to the City of Dublin. The Sheriff also serves as the Coroner, Director of Emergency Services, and an officer of the courts.

**Trial Court Funding** provides funding for court facility, security, and other operating costs.

The **Fire Department** provides fire protection and paramedic services to the unincorporated areas, the cities of Dublin, Emeryville, Newark, San Leandro and Union City, and the Lawrence Berkeley National Laboratory and Lawrence Livermore National Laboratory.

General Government	
Appropriations	\$224,293,184
Revenue	\$135,421,143
Net County Cost	\$88,872,041
Funded FTEs	929.04

**General Government Programs**

The **Board of Supervisors** governs Alameda County and is elected by the voters in each of their five respective districts.

The **County Administrator’s Office** implements the policies of the Board of Supervisors, prepares the annual County Budget, provides fiscal oversight for all County programs, manages economic development and risk management programs, serves as Clerk of the Board of Supervisors, and provides support to the Local Agency Formation Commission (LAFCo).

The **Assessor** locates, identifies ownership, and appraises all property subject to taxation.

The **Auditor–Controller** maintains the County’s accounting, payroll, and audit systems; provides document recording services; and collects fines, restitutions, and other payments.

The **Community Development Agency** provides land use planning, construction rehabilitation, lead poisoning prevention, community development and redevelopment services, and enforces State agricultural and weights and measures laws.

**County Counsel** provides a broad range of civil legal services to the Board of Supervisors, the County, and its agencies and departments.

The **General Services Agency** administers purchasing, building maintenance, communications, motor vehicle, real property, and capital project management services.

**Human Resource Services** manages recruitment, examination, position control, labor relations, and employee benefits administration services.

The **Information Technology Department** provides information systems support to all County agencies and departments.

The **County Library** offers library and literacy services to the unincorporated areas, County institutions, and the cities of Albany, Dublin, Fremont, Newark, and Union City.

The **Public Works Agency** provides building inspection, land development and survey, storm water pollution prevention, flood control, road, street lighting, transportation planning, and crossing guard services.

The **Registrar of Voters** conducts voter outreach and registration, candidate services, and federal, State, County, local and special elections.

The **Treasurer–Tax Collector** collects and disburses State, County and local taxes, issues business licenses for unincorporated areas, and invests County funds.

**Zone 7 Flood Control** provides water and flood control services to the Livermore-Amador Valley area.

**Other Uses of County Funds**

The budget includes \$476.8 million to fund contracts with **community-based organizations** that provide a range of community development, health, and human services to County residents.

Funding for **Capital Projects** and the **Property Development Program** totals \$196.7 million.

**ADDITIONAL INFORMATION**

Alameda County’s budget website is at [budget.acgov.org](http://budget.acgov.org).

**Cover Images:** Alameda County Arts Commission’s 100 Families program partnered with the Alameda County Library to conduct family art making workshops at Library locations throughout the County. Images celebrate the diversity of Alameda County and feature local residents making art and reading books. The project photographer is Sibila Savage and the graphic artist is Malik Johnson.